



**Open Research Data Repository of the Max Planck Society**  
**<https://edmond.mpdl.mpg.de/imeji/>**

Library @  
**MAX-PLANCK-INSTITUT**  
FÜR KOLLOID- UND  
GRENZFLÄCHENFORSCHUNG



# AGENDA

- When is EDMOND useful for us?
- How To
- Quick Walk-Through the Program
- Places the link to the Edmond Collection shows up



# WHEN IS USEFUL?

- When we want to archive raw and processed data that led to a publication (code of good scientific practise)
- When we need a persistent identifier (PNAS, Nature Communications, Journal of the Royal Society Interface, etc.)
- When a Reviewer Link is needed
- When you want to deposit project data which needs to be open



# HOW TO

- For you there are two options:
  1. You open an account, fill in everything nicely, upload your data etc.
  2. You contact your library, and we do as much as we can for you
    - You give us title, authors, perhaps the data
    - We create the collection
    - We add you as co-editor



# HOW TO

You do everything yourself:

- Please add [library@mpikg.mpg.de](mailto:library@mpikg.mpg.de) as co-editor (thus we can better keep track)
- Please add MPIKG as Keyword (thus we can easily find all MPIKG collections)
- If you need help, don't hesitate to contact the edmond-support, they are very helpful and fast



# QUICK WALK-THROUGH



- The Account
- A Collection
- Enhancement of article's metadata



# THE ACCOUNT

[HOME](#)[COLLECTIONS](#)[ITEMS](#)

## Bibliothek MPIKG,

[✉ Manage Subscriptions](#) [🔑 Change password](#)

**E-mail** biblio@mpikg.mpg.de

**Complete name** Bibliothek MPIKG,

**Organization** Max Planck Institute of Colloids and Interfaces

**Disk space quota** 62 GB / 200 GB ([For more, contact the support team](#))

[EDIT](#)

### API Key

```
eyJraWQiOm51bGwslmFsZyI6IjRjU2lnO.eyJleHAiOiEzMDQwMjE5NzMwOCwianRpljoiSVQ3amJxVXF5T3dTa1rOI1kxslInRlZvlsImIhdCI6MTI1MzF3F3ODQvOCwir3Vili
```

[New API Key](#)

### User Grants

Bibliothek MPIKG, has the following grants:

**Collection: Three-dimensional Structural Interrelations between Cells, Extracellular Matrix and Mineral in Normally Mineralizing Avian Leg Tendon - 2020** ADMIN

# A COLLECTION



ITEMS OF ADVANCED MATERIALS DESIGN BASED ON WASTE WOOL



BIBLIOTHEK MPIKG, [LOGOUT](#) [HELP](#)

[HOME](#)

[COLLECTIONS](#)

[ITEMS](#)

## Advanced Materials Design based on Waste Wood and Bark

by [wenig, charlett & 7 more authors](#) | [more information >](#)

[Upload](#) [Collection](#) [+ Subcollection](#) [Download](#)

✓ [Select all on this page](#)

2 Elements



TensileTests\_Data\_a...



CT\_data



### Institute

☐ Max Planck Institute of Colloids and In..(14661)

### Collection

☐ Proj (1568)

☐ Proj (1568)

☐ Proj (1568)

☐ Proj (1568)

[More](#)

### Collection's author

☐ Bibliothek MPIKG, (14661)

### License

☐ CC\_BY (14661)



# A COLLECTION



ITEMS OF ADVANCED MATERIALS DESIGN BASED ON WASTE WOOL



BIBLIOTHEK MPIKG, [LOGOUT](#) [HELP](#)

[HOME](#)

[COLLECTIONS](#)

[ITEMS](#)

## Advanced Materials Design based on Waste Wood and Bark

by [wenig, charlett & 7 more authors](#) | [more information >](#)

[Upload](#) [Collection](#) [+ Subcollection](#) [Download](#)

✓ Select all on t

[Edit information](#)

[Share](#)

[Add DOI to collection](#)

[Subscribe](#)

[Discard](#)

TensileTests\_Data\_a...

CT\_data



2 Elements

Institute

☐ Max Planck Institute of Colloids and In..(14661)

Collection

☐ Proj (1568)

☐ Proj (1568)

☐ Proj (1568)

☐ Proj (1568)

[More](#)

Collection's author

☐ Bibliothek MPIKG, (14661)

License

☐ CC\_BY (14661)



# Advanced Materials Design based on Waste Wood and Bark

by wenig, charlett & 7 more authors | [less information](#) ▾

[Upload](#) [Collection](#) ▾ [+ Subcollection](#) [Download](#)

Information ▾

Raw and Primary data

Authors	Charlett Wenig (1), John Dunlop (2), Johanna Hehemeyer-Cürten (1), Friedrich Reppe (1), Nils Horbelt (1), Karin Krauthausen (3), Peter Fratzl (1), Michaela Eder (1)
Affiliations	1. Biomaterials, MPI of Colloids and Interfaces, Am Mühlenberg 1, 14476 Potsdam-Golm 2. Morphophysics Group, Department of the Chemistry and Physics of Materials, Paris-Lodron-University of Salzburg, Salzburg, Austria 3. Humboldt Universität zu Berlin, Unter den Linden 6, 10117 Berlin
Cite as	Wenig, Charlett et al. (2021). Advanced Materials Design based on Waste Wood and Bark . Max Planck Society. <a href="https://edmond.mpdl.mpg.de/imeji/collection/4oVoMRIV1tcHcLZI">https://edmond.mpdl.mpg.de/imeji/collection/4oVoMRIV1tcHcLZI</a>
Study Type(s)	simulation/modelling
Keywords	MPIKG, cellulose, fibre, waste material, weaving, forest residues
Project	DFG - EXC 2025-390648296
Journal	Philosophical Transactions of The Royal Society A
Number of items in this collection	2
Creation date	Tue Mar 09 10:05:47 CET 2021
Last modification date	Mon Mar 22 12:46:28 CET 2021
Date of publication	Mon Mar 22 12:44:35 CET 2021
Permalink	<a href="https://edmond.mpdl.mpg.de/imeji/collection/4oVoMRIV1tcHcLZI">https://edmond.mpdl.mpg.de/imeji/collection/4oVoMRIV1tcHcLZI</a>
QR-code	

# A COLLECTION

## Publishing the collection:

- Make it open for the public
- Please give your data a license



For content (text, images, film)	<a href="#">CC BY</a> 4.0	True open access license, colleagues may download your findings, work with it, show it to other scientist, build upon it, intermix it - but always have to cite you.
	<a href="#">CC BY-SA</a>	The same as above, but if someone distributes work that has been done with the help of your findings he/she must give it the same license.
	<a href="#">CCO</a>	Your findings are open to everybody – in the public domain. Everybody may freely share, modify, and use them for any purpose and without any restrictions.
For Code, Databases, contents of databases	<a href="#">Open Data Commons ODC-PDDL</a> Public Domain Dedication and Licence	freely share, modify, and use this work for any purpose and without any restrictions. (Databases or their contents): Waiver of Copyright and Database Rights over the Work.
	<a href="#">ODC-BY</a> Open Data Commons Attribution License	freely share, modify, and use this Database, however: refer to the license, cite the Database (its creator).
	<a href="#">ODbL</a> (open database license)	allow users to freely share, modify, and use a database while maintaining this same freedom for others.
For Data and meta-data	<a href="#">Data licence Germany – attribution – version</a> DL-DE->BY-2.0	data and meta-data provided may, for commercial and non-commercial use, shown, merged, integrated. Provider must be named, license must be referred to.
	<a href="#">Data licence Germany – Zero – Version</a>	Any use of the data and meta-data provided is permitted without restrictions or conditions.

# ON THE ARTICLE HOME PAGE

## Author Information

Zhaoyong Zou<sup>a,1,2</sup>, Tengpeng Tang<sup>a,1</sup>, Elena Macías-Sánchez<sup>a</sup>, Sanja Sviben<sup>a</sup>, William J. Landis<sup>b</sup>, Luca Bertineti<sup>a</sup>, and Peter Fratzl<sup>a,3</sup>

<sup>a</sup>Department of Biomaterials, Max Planck Institute of Colloids and Interfaces, am Mühlenberg 1, 14476 Potsdam-Golm, Germany;

<sup>b</sup>Department of Preventive and Restorative Dental Sciences, University of California, San Francisco, CA 94143

1. Edited by Patricia M. Dove, Virginia Tech, Blacksburg, VA, and approved May 1, 2020 (received for review October 13, 2019)

## Footnotes

<sup>1</sup>Z.Z. and T.T. contributed equally to this work.

<sup>2</sup>Present address: State Key Laboratory of Advanced Technology for Materials Synthesis and Processing, Wuhan University of Technology, Wuhan, Hubei 430070, China.

<sup>3</sup>To whom correspondence may be addressed. Email: [peter.fratzl@mpikg.mpg.de](mailto:peter.fratzl@mpikg.mpg.de).

Author contributions: Z.Z., L.B., and P.F. designed research; Z.Z., T.T., E.M.-S., S.S., and L.B. performed research; Z.Z., T.T., E.M.-S., W.J.L., L.B., and P.F. analyzed data; and Z.Z., T.T., E.M.-S., W.J.L., L.B., and P.F. wrote the paper.

The authors declare no competing interest.

This article is a PNAS Direct Submission.

Data deposition: All data are deposited in the Open Access Data Repository of the Max Planck Society (Edmond) and can be accessed through the following address:


<https://edmond.mpdl.mpg.de/imeji/collection/5DnfVtwhFkV178A>.

This article contains supporting information online at <https://www.pnas.org/lookup/suppl/doi:10.1073/pnas.1917932117/-/DCSupplemental>.





# IN OUR REPOSITORY





  
Freigegeben


Three-dimensional structural interrelations between cells, extracellular matrix and mineral in normally mineralizing Aavian leg tendon


  
Zeitschriftenartikel


**MPG-Autoren** 


 **Zou, Zhaoyong**  
Wouter Habraken (Indep. Res.), Biomaterialien, Max Planck Institute of Colloids and Interfaces, Max Planck Society;

 **Tang, Tengteng**  
Wolfgang Wagermaier, Biomaterialien, Max Planck Institute of Colloids and Interfaces, Max Planck Society;


 **Macías-Sánchez, Elena**  
Luca Bertinetti, Biomaterialien, Max Planck Society;

**Volltexte (frei zugänglich)** 

 Preprint.pdf  
(Preprint), 15MB


**Ergänzendes Material (frei zugänglich)** 


Es sind keine frei zugänglichen Ergänzenden Materialien verfügbar


**Zitation** 

Zou, Z., Tang, T., Macías-Sánchez, E., Sviben, S., Landis, W. J., Bertinetti, L., et al. (2020). Three-dimensional structural interrelations between cells, extracellular matrix and mineral in normally mineralizing Aavian leg tendon. *Proceedings of the National Academy of Sciences of the United States of America*, 117(25), 14102-14109. doi:10.1073/pnas.1917932117.

Zitierlink: <http://hdl.handle.net/21.11116/0000-0005-BFFE-7>

**Externe Ressourcen** 

 **primary data**  
(Forschungsdaten)

**Zusammenfassung** 

Es ist keine Zusammenfassung verfügbar



# ON OUR HOMEPAGE

Library @  
**MAX-PLANCK-INSTITUT**  
FÜR KOLLOID- UND  
GRENZFLÄCHENFORSCHUNG



improved surface-enhanced Raman spectroscopy. Chemistry – A European Journal **26** (6), S. 1243 - 1248 (2020)

publisher  
version

Zeitschriftenartikel

MPG.PuRe

**Ziouti, F.; Prates Soares, A.; Moreno-Jiménez, I.; Rack, A.; Bogen, B.; Cipitria, A.; Zaslansky, P.; Jundt, F.**: An early myeloma bone disease model in skeletally mature mice as a platform for biomaterial characterization of the extracellular matrix. Journal of Oncology **2020**, 3985315 (2020)

DOI

publisher-  
version

Zeitschriftenartikel

MPG.PuRe

**Zorzetto, L.; Andena, L.; Briatico-Vangosa, F.; De Noni, L.; Thomassin, J.-M.; Jérôme, C.; Grossman, Q.; Mertens, A.; Weinkamer, R.; Rink, M. et al.**: Properties and role of interfaces in multimaterial 3D printed composites. Scientific Reports **10** (1), 22285 (2020)

DOI

publisher-  
version

Zeitschriftenartikel

MPG.PuRe

**Zou, Z.; Tang, T.; Macías-Sánchez, E.; Sviben, S.; Landis, W. J.; Bertinetti, L.; Fratzl, P.**: Three-dimensional structural interrelations between cells, extracellular matrix and mineral in normally mineralizing Aavian leg tendon. Proceedings of the National Academy of Sciences of the United States of America **117** (25), S. 14102 - 14109 (2020)

DOI

pre-print

External

Zeitschriftenartikel

MPG.PuRe

**Zou, Z.; Yang, X.; Albéric, M.; Heil, T.; Wang, Q.; Pokroy, B.; Politi, Y.; Bertinetti, L.**: Additives control the stability of amorphous calcium carbonate via two different mechanisms: surface adsorption versus bulk incorporation. Advanced Functional Materials **30** (23), 2000003 (2020)

DOI

publisher-  
version

## Buchkapitel (1)

2020

Buchkapitel

MPG.PuRe

**Miller, R.**: Grenzflächeneigenschaften. In: Angewandte instrumentelle Lebensmittelanalytik, S. 637 - 654 (Hg. Kroh, L.; Drusch, S.; Matissek, R.). B. Behr's Verlag GmbH & Co. KG,

table-of-  
contents

# Questions?

